


Open up your deep tech for the global market and new technology and research.

Startup & University Lab Pavilion Exhibit Guide




January 29 (Wed.) – January 31 (Fri.) , 2025
Tokyo Big Sight East Halls

What is “Startup & University Lab Pavilion”

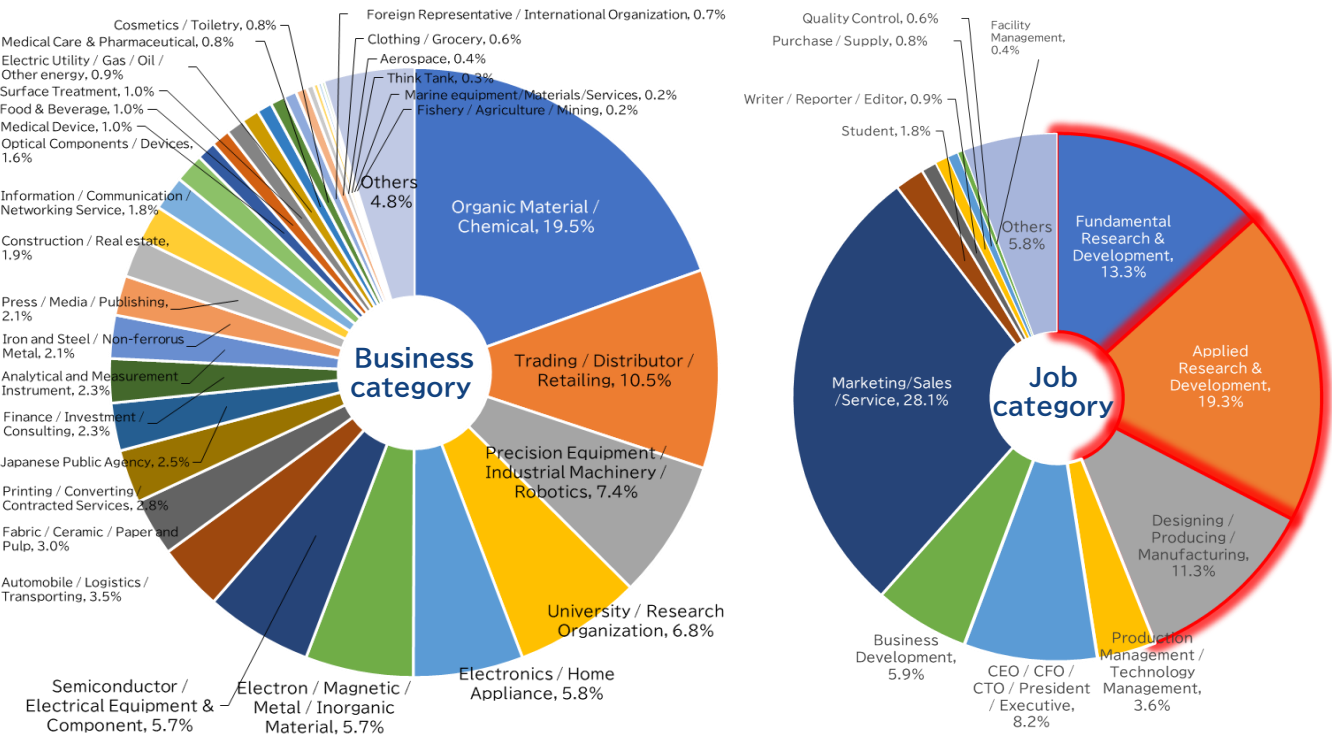
For startup companies and University Labs

-A place for open innovation that connects superior technology and industry-

- Promote your own technology and research results within a limited budget.
 - In addition to exhibitions, you can also make presentations at seminar venues!
 - Approximately half of nano tech visitors are **R&D sector**.
- ⇒ **A great opportunity to create business opportunities and realize industry-academia collaboration. It can also be used as a place for networking, developing applications and finding new partners.**



Previous visitor analysis (nano tech2024)



44% of visitors came from the R&D sector

Exhibit Conditions

University Start-ups are also welcome!

1. “Capital of 300 million yen or less” or “less than 300 employees” / Established less than 20 years. Or a university research laboratory working on industry-academia collaboration.
2. Technology and Services match the categories of exhibits
<https://en.www.nanotechexpo.jp/exhibitor.html>
3. Exhibited less than 5 times for nano tech Venture (Stratup) Pavilion.

Exhibition Fee

Package Booth + Online Functions + 15 minutes Presentation

- ※ Exhibitor applications are limited to one booth per company.
- ※ Booth location and presentation time will be determined by the organizer.

6m² Package Exhibition



264,000 JPY (tax included)
240,000 JPY (tax excluded)

<Items included in the exhibition fee (plans for now)>

Package booth(2x3m)

- Company name plate/ 1 spotlight
- Reception counter
- 1 table with white cloth(W900×D600×H730)
- 1 folding chair
- Electrical outlet (100V)
- Installation fee of electric supply (1kw)
- Carpet


Online Functions

- PR of up to 3 types of product information (documents, images, videos)
- Acquisition of visitor data
- Business Matching System Functions

15 minutes presentation

- Seeds & Needs Seminar venue

4m² Package Exhibition



209,000 JPY (tax included)
190,000 JPY (tax excluded)

<Items included in the exhibition fee (plans for now)>

Package booth(2x2m)

- Company name plate/ 1 spotlight
- 1 table with white cloth(W900×D600×H730)
- 1 folding chair
- Electrical outlet (100V)
- Installation fee of electric supply (1kw)
- Carpet

Online Functions

- PR of up to 3 types of product information (documents, images, videos)
- Acquisition of visitor data
- Business Matching System Functions

15 minutes presentation

- Seeds & Needs Seminar venue

*The image of 3 companies' booths side by side.

Exhibit Plan Comparison (tax included)

	Startup&Uni.Lab Pavilion		Standard Exhibits*1	
Plan Types	6m ² Package Exhibition	4m ² Package Exhibition	Standard	University Labs
Price	264,000 JPY	209,000 JPY	418,000 JPY	209,000 JPY
Number of Booths	Up to 1 booth per company		Unlimited	
Size	6m ²	4m ²	9m ²	
Construction	Included		Space only	
Booth Allocation	Organizers decide.		Booth locations can be selected in the order of application.	

★ Advantages of the Startup & Academia Pavilion

- Construction & presentation included!
- Costs can be kept low!

★ Advantages of the Standard Exhibits

- No limit to the number of booths, allowing for a wide and free range of exhibits.
- You can choose the location of your booth.

Online Functions

Number of exhibits	3 products	10 products
Visitor's Profile List	○	○
Business Matching System	○	○

Presentation(Seminar)

Included Seeds & Needs Seminar venue (15 minutes) *2	Option:110,000~275,000 JPY Seeds & Needs Seminar venue /Main Theater Presentation (30/45 minutes)
--	--

*1: <https://en.www.nanotechexpo.jp/exhibitor.html>

*2: On request only (no discount will be given if not announced)

How to apply to exhibit & Schedule

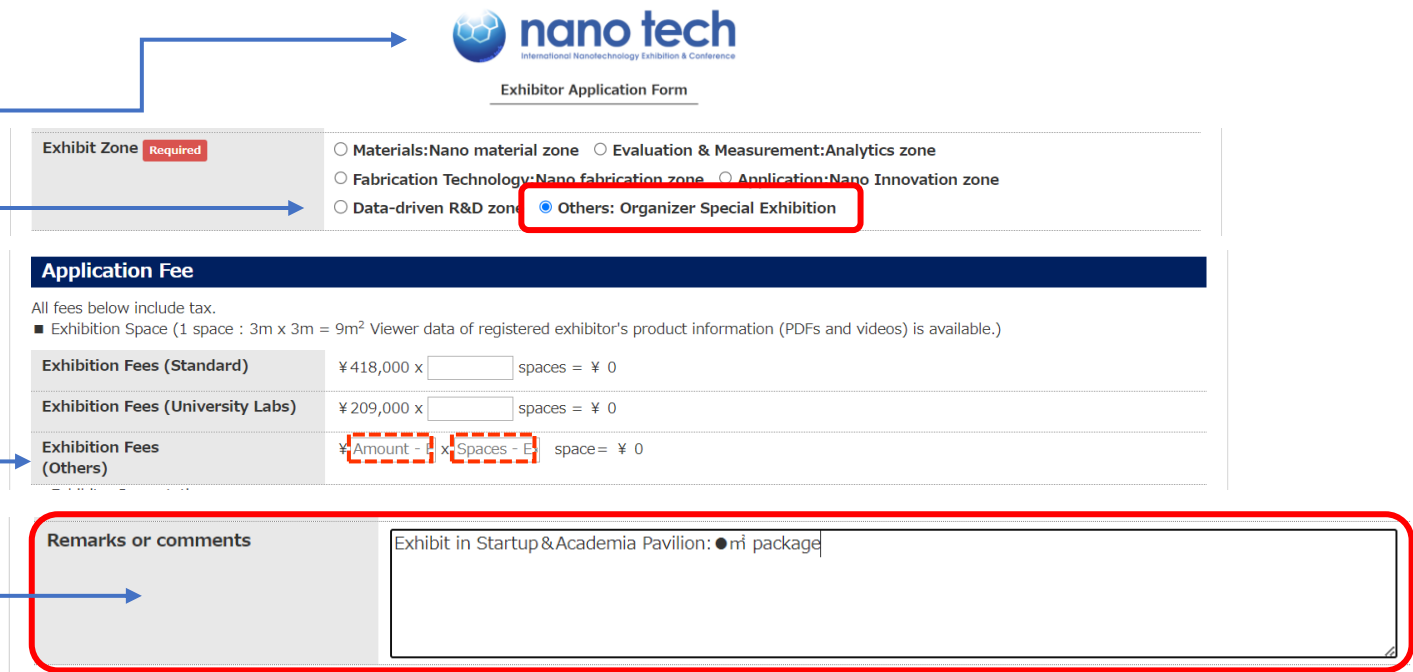
How to apply to exhibit

① Please access the online “Exhibitor Application Form”.
<https://application.jcdbizmatch.jp/en/nanotech2025/nanotech>

② Please select “Other: Organizer Special Exhibition” in the “Exhibit Zone” section and fill in the required information.

③ Please fill in the amount and spaces in the “Exhibition Fees (Others)” column in the “Application Fee” section.

④ Please write “Exhibit in Startup&Uni.Lab Pavilion: ●m² Package” in the “Remarks or comments” box at the bottom of the page.



nano tech
International Nanotechnology Exhibition & Conference

Exhibitor Application Form

Exhibit Zone Required

Materials: Nano material zone
 Evaluation & Measurement: Analytics zone
 Fabrication Technology: Nano fabrication zone
 Application: Nano Innovation zone
 Data-driven R&D zone
 Others: Organizer Special Exhibition

Application Fee

All fees below include tax.
 ■ Exhibition Space (1 space : 3m x 3m = 9m² Viewer data of registered exhibitor's product information (PDFs and videos) is available.)

Exhibition Fees (Standard)	¥ 418,000 x <input type="text"/>	spaces = ¥ 0
Exhibition Fees (University Labs)	¥ 209,000 x <input type="text"/>	spaces = ¥ 0
Exhibition Fees (Others)	¥ <input type="text"/> Amount x <input type="text"/> Spaces	space = ¥ 0

Remarks or comments

Exhibit in Startup&Academia Pavilion: ●m² package

Schedule *Further details, including booth locations and presentation times, will be announced around November or December.

September 30, 2024	Late Oct. to early Nov.	October 31, 2024	January 27-28, 2025	January 29-31, 2025
Final deadline for Exhibit Application	The Exhibitor Manual and floorplan will be announced.	Deadline for Payment	Move-in and Set up (2 days)	Exhibition Open (3 days)

* Move-out begins on Jan.31 (Fri.) after the show is closed.

From Aug.1 to Sep.30, 50% of the invoiced amount (including taxes)	From Oct.1 100% of the invoiced amount (including taxes)
--	--

Contact: Secretariat of nano tech executive committee, c/o JTB Communication Design, Inc.
 Celestine Shiba Mitsui Building, 3-23-1, Shiba, Minato-ku, Tokyo, Japan 105-8335
 Phone: +81-3-5657-0760 Fax: +81-3-5657-0645 E-mail: nanotech@jtbcom.co.jp